


CECOP SNAPSHOT 2022 – 2023

AN OVERVIEW OF INDUSTRIAL
AND SERVICE COOPERATIVES





Copyright (c) 2024 CECOP

Published in June 2024

Author and editor: Francesca Zaganelli

Co-editor: Diana Dovgan

Researcher and Data Analyst: Miriam Durán Martínez

Design: Giulia Parri - Maquè Studio



**Funded by
the European Union**

This publication has been funded by the European Union. Views and opinions expressed are, however, those of the author only and do not necessarily reflect those of the European Union or the European Commission. Neither the European Union nor the granting authority can be held responsible for them.

METHODOLOGICAL NOTE

This report is derived from data collected from 17 out of the 21 targeted members of CECOP who responded to the data collection survey for the period spanning 2022 to 2023. CECOP members have very heterogeneous data, and this report attempts to provide an overview of the most consistent and reliable data received.

Furthermore, secondary data is taken into account, including information from members' websites, reports on activities, national statistics, and other sources. The accuracy of this data has consistently been verified with members. Consequently, the data presented in the report encompasses all 21 targeted members from Italy, Spain, France, Portugal, Malta, Bulgaria, Romania, the United Kingdom, Poland, Denmark, the Czech Republic, and Belgium.

It provides a quantitative overview of the network. However, the figures tell only part of the story. There are women and men behind the numbers who contribute to the strength and diversity of our network. We invite you to discover their [inspirational stories on our website](#).

TERMINOLOGY

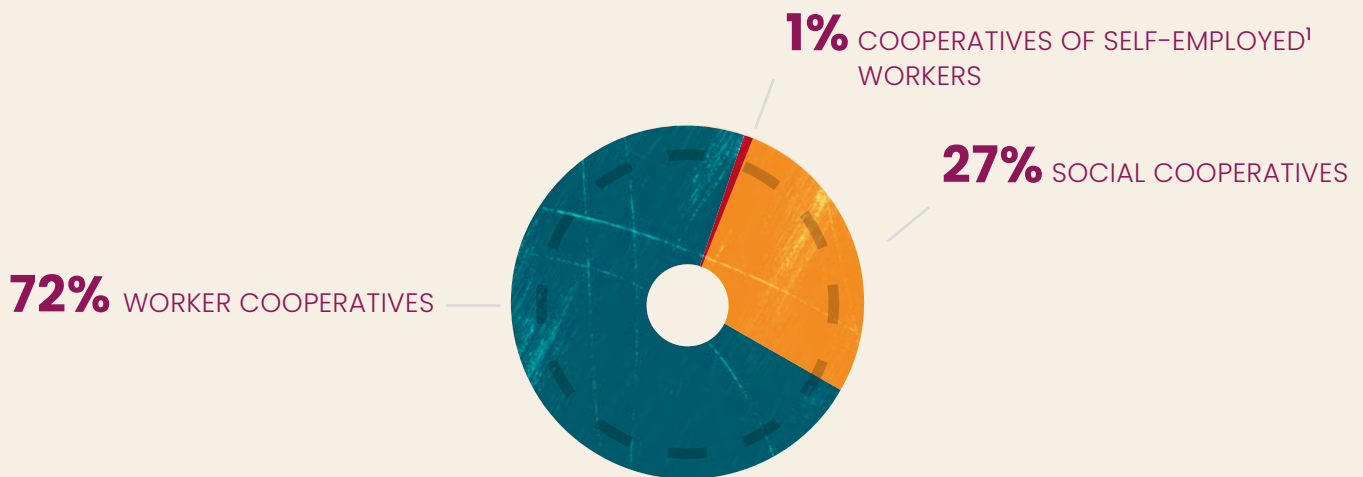
1. **Worker cooperatives** are cooperatives democratically managed and owned by the workers. Refer to the [World Declaration on Worker Cooperatives](#) for further clarification.
2. **Social cooperatives** have as their primary mission to provide goods and services of general interest (social, cultural, educational, or environmental). Many social cooperatives provide work integration as a service of general interest, regardless of the types of goods or services they produce. Refer to the [World Standard of Social Cooperatives](#) for further clarification.
3. **Cooperatives of self-employed producers'** or shared-services cooperatives' main objective is to mutualize services or equipment to support members' production or business activities. They are also defined as artisans, freelancers, cooperatives of independent producers/workers according to the identity of the producers/members. Refer to CECOP publication [All for one](#) for clarification.

CECOP NETWORK: MAIN FIGURES

CECOP represents approximately **43,000 cooperatives** across Europe. The CECOP network comprises a diverse range of cooperatives, operating in various sectors, with varying sizes, locations, memberships and workforces. This report provides a quantitative overview of the network.

The majority of cooperatives affiliated to CECOP's members are **worker cooperatives (72%)** and **social cooperatives (27%)**. Additionally, there is a modest but growing number of cooperatives composed of self-employed workers.

Within the CECOP network, cooperatives employ over **1.3 million workers**. A significant proportion of these employees, **72%, are also members of the cooperatives**, which means they are co-owners of their enterprise and have an active role in the governance and control of major entrepreneurial and financial decisions.



42,856 COOPERATIVES (43K)

1,3M WORKERS

60B TURNOVER

AROUND **92% OF COOPS** ARE SMALL AND MEDIUM ENTERPRISES.

609 COOPS RESULT FROM WORKERS BUYOUTS OF EXISTING ENTERPRISES (EITHER AFTER BACRUPTCY, LIQUIDATION OR BUSINESS SUCCESSION)

350 ARE SECONDARY COOPS, MEANING COOPERATIVES IN WHICH MEMBERS ARE, IN TURN, COOPERATIVES

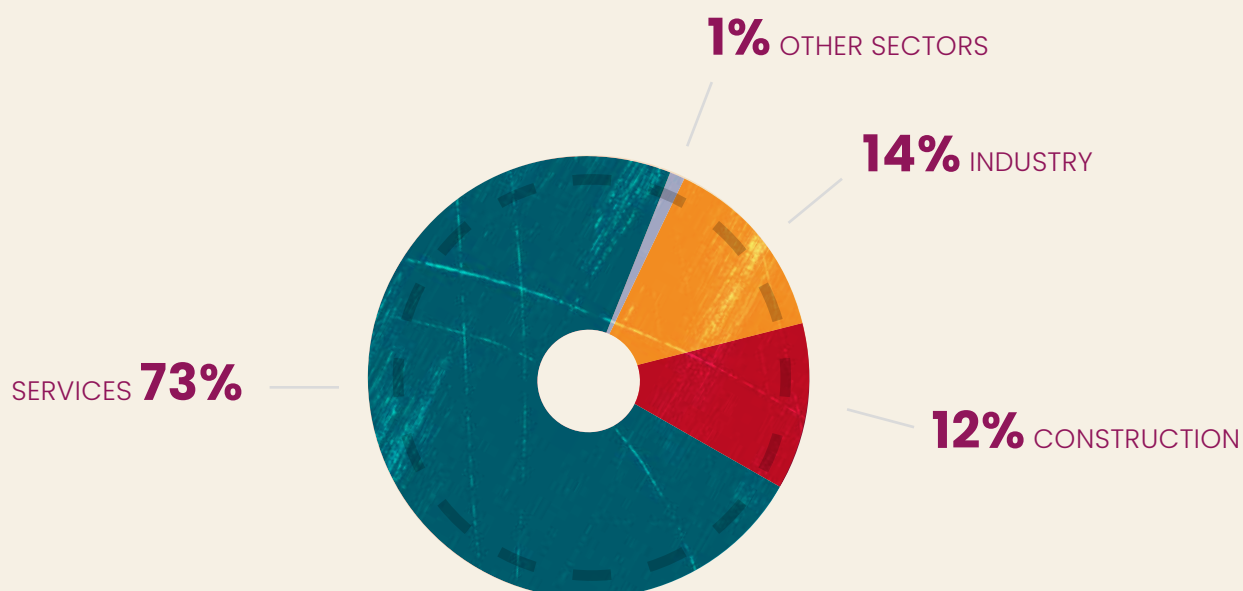
1. There is evidence that the number of self-employed producers' cooperatives is higher, however, due to the different national categorisations, it is difficult to provide exact information about this category.

OUR COOPERATIVES AT WORK: **KEY SECTORS**

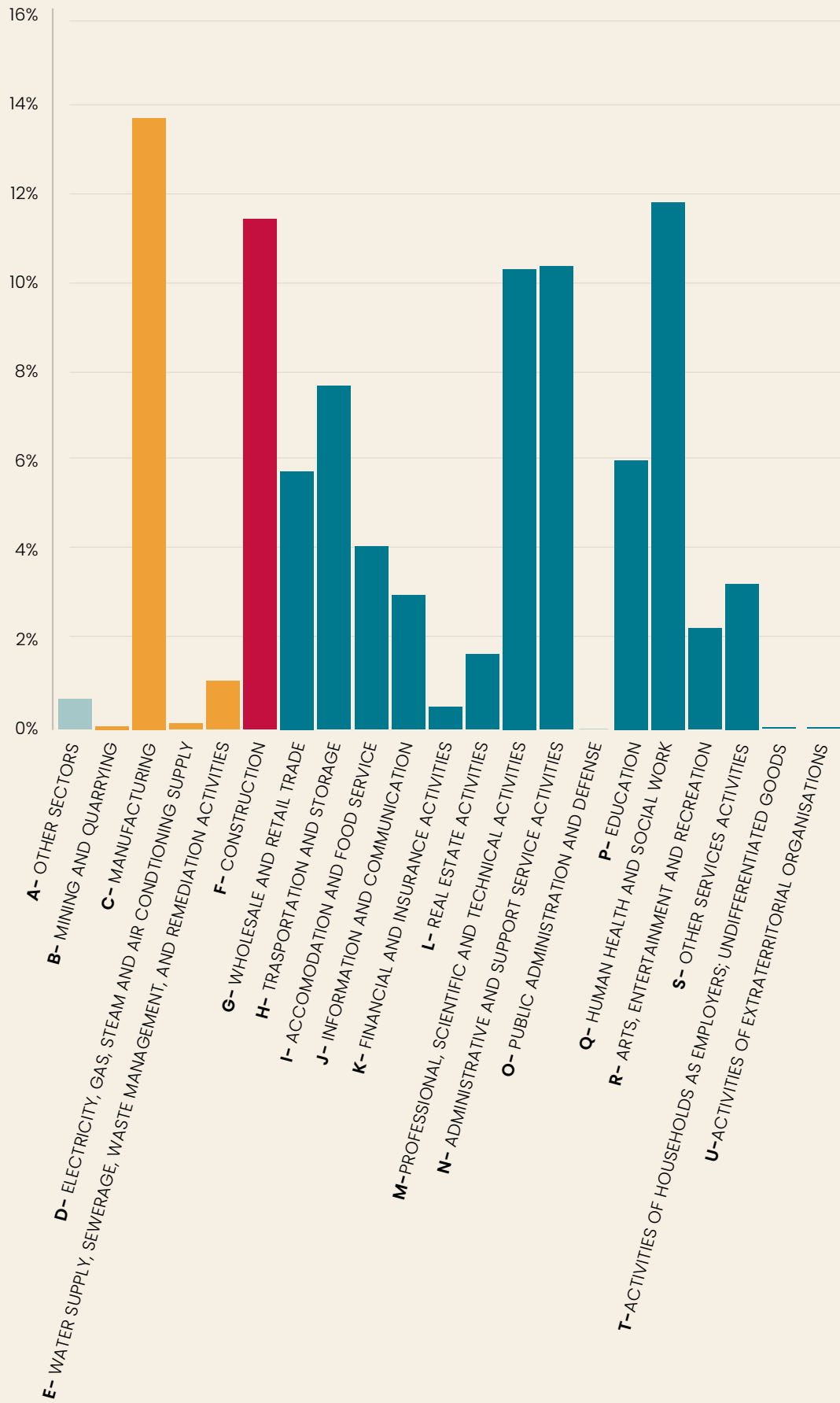
The majority of cooperatives in CECOP's network operate in the **services sector (73%)**, while **14% are in the industry sector** and **12% are in construction**.

The service and industrial sectors are highly diverse in terms of economic activities, as illustrated in the graph below.

SECTORIAL COMPOSITION



MAIN ECONOMIC ACTIVITIES



STABLE, INCLUSIVE AND EMPOWERING WORKPLACES


Social cooperatives are naturally inclined to facilitate social integration for vulnerable individuals. Although the data is incomplete, it is evident that beyond social cooperatives, cooperatives affiliated to our network are working towards achieving equity and inclusion in the workplace. Some interesting data has been collected.

In Bulgaria and the Czech Republic, **33% of workers** in cooperatives affiliated with our members **are people with disabilities**.

More than **half of the workers** in cooperatives affiliated with our members in Italy (72%) and the Czech Republic (55%) **are women**. In addition to their role as employees, the majority of these women are also members of the cooperative. In Italy, **66%** of them are members, while in the Czech Republic and Romania, the figure is **55%** and **67%** respectively. This means that they play an active role in the governance and control of the enterprise.

Additionally, **54%** of the women employed in worker cooperatives in Spain are members of the board.

ON AVERAGE, **85% OF WORK CONTRACTS** SIGNED BY AFFILIATED COOPERATIVES **ARE LONG-TERM**.



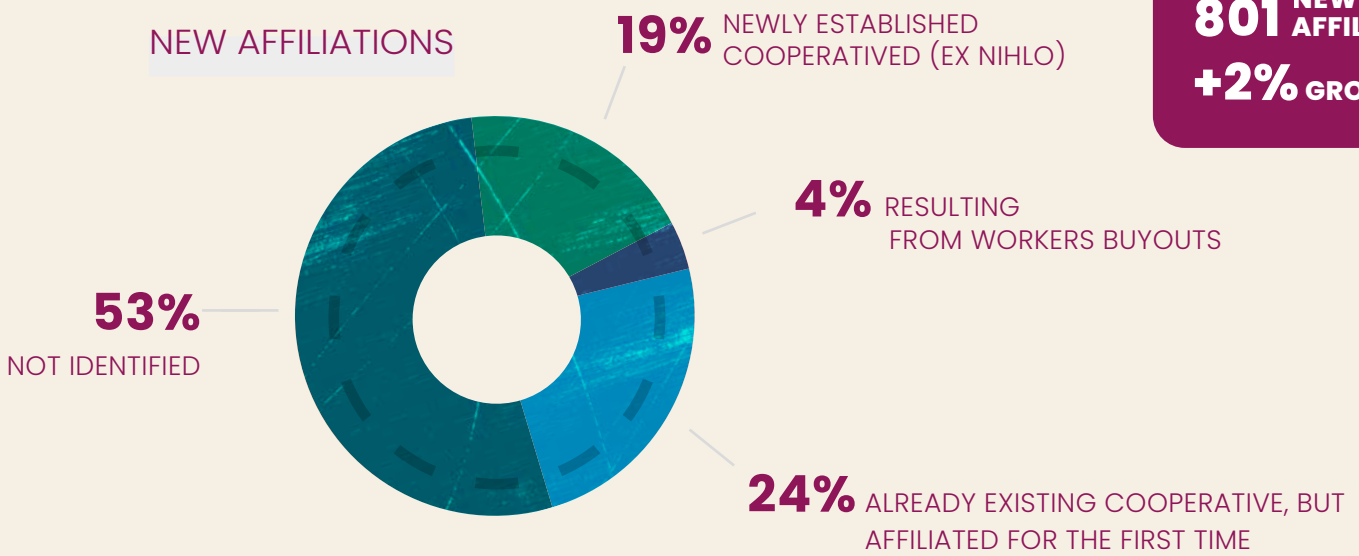
MEMBERSHIP MOVEMENTS: AFFILIATION AND DISAFFILIATION TRENDS

In 2022- 2023, approximately **25%** of the cooperatives newly affiliated with CECOP's members are either the result of Workers Buyouts or newly created cooperatives.

Cooperation among cooperatives is key. Affiliating a federation means benefitting from solidarity mechanisms and mutualistic instruments proper to the cooperative movement. Member organisations help their affiliated cooperatives by advising, supporting, developing and representing them vis-à-vis public authorities and other partners.

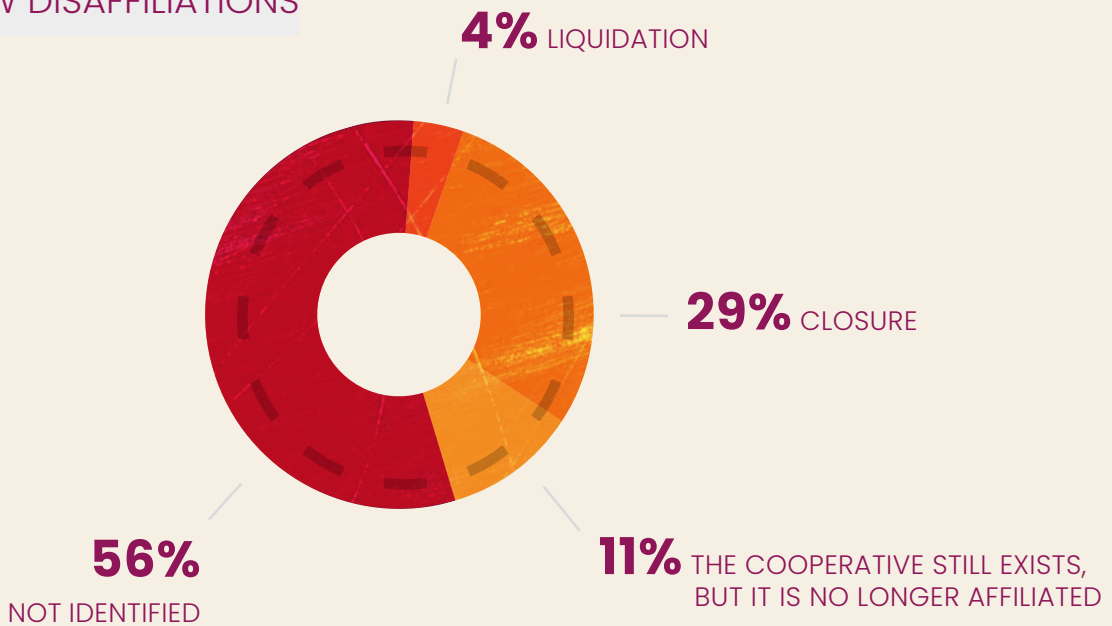
801 NEW AFFILIATIONS
+2% GROWTH

NEW AFFILIATIONS



Based on the data available, most disaffiliations occur due to the closure or liquidation of cooperatives, rather than dissatisfaction with the network.

NEW DISAFFILIATIONS



ECONOMIC AND EMPLOYMENT OUTLOOK: TRENDS AND FUTURE PROSPECTS

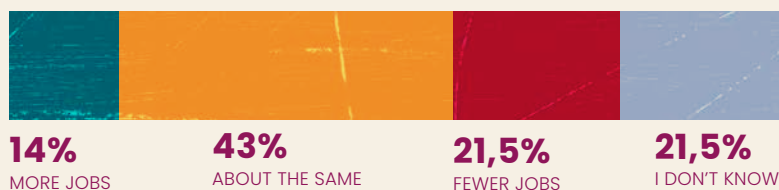
Despite the negative socio-economic features of 2022-2023 (war in Ukraine, disruption of international value chains, increase in energy prices, inflation, etc.), members report stability for that period and even towards the future. Cooperative resilience in the event of a crisis seems to apply here, although caution and a more in-depth analysis of the effects of the crisis are necessary, especially concerning late effects.

When asked to evaluate the **economic situation** of their affiliated cooperatives **64,5% of members** report that their cooperatives are doing better or the same than they did before 2022-2023.



How do you evaluate the **ECONOMIC SITUATION** (production and sales) of your affiliated cooperatives in this financial year, compared to the previous?

Around 57% of members consider that the employment situation of their cooperatives was higher or stable in 2022-2023 compared to previous years.



How do you evaluate the **EMPLOYMENT SITUATION** of your affiliated cooperatives in this financial year, compared to the previous?

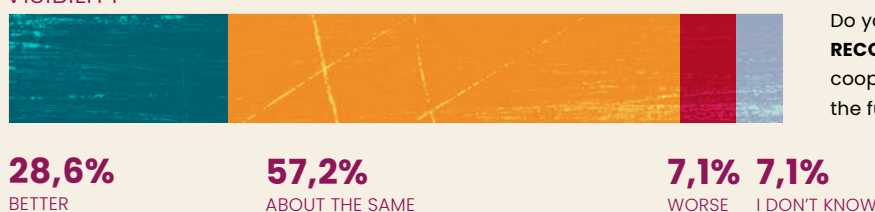
The majority of our members expect stability in the future (71.4%). 21,5% of them even believe that the economic situation will improve. **86%** consider cooperatives' visibility will be better or stable.

ECONOMIC SITUATION



Do you expect the **ECONOMIC SITUATION** of your affiliated cooperatives to be better or worse in the next financial year?

VISIBILITY



Do you expect the **VISIBILITY AND RECOGNITION** of your affiliated cooperatives to be better or worse in the future?



ABOUT CECOP

CECOP is the European confederation of industrial and service cooperatives. It represents the voices of worker cooperatives, social cooperatives, and independent workers' cooperatives. CECOP works to create a supportive environment for cooperatives, so that they can operate to their full strength and fulfil their mission of providing sustainable jobs and high-quality services to communities. Our aim is to build a fairer Europe and contribute to sustainable economic growth, to bring democracy and solidarity to the workplace.

WWW.CECOP.COOP

[X](#)

[FACEBOOK](#)

[LINKEDIN](#)

Avenue Milcamps 105, 1030 Brussels, Belgium

